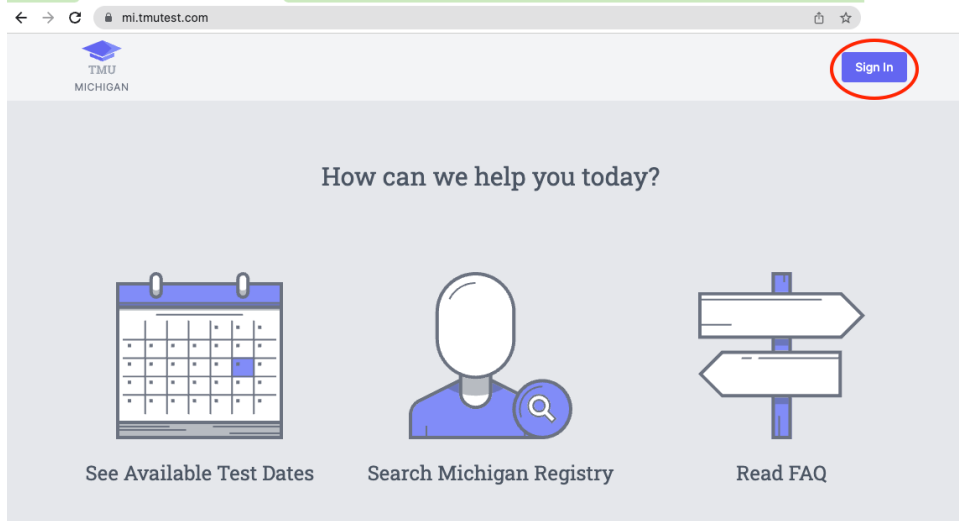
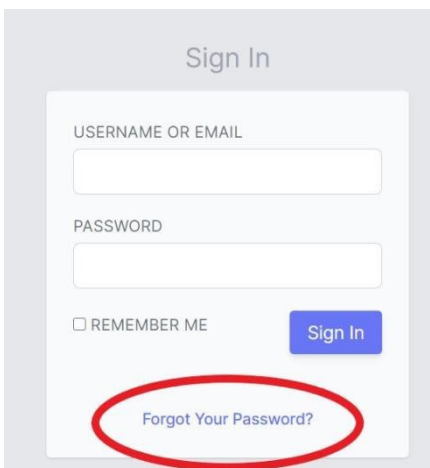


HOW TO RENEW YOUR CNA CERTIFICATION ON TMU©

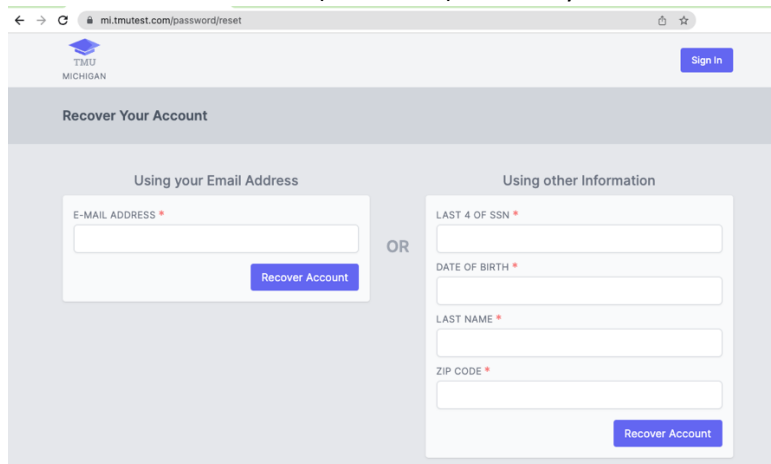
First you will need to sign into your account on our Missouri TMU© website: <https://mo.tmutest.com>
Once on the site, you will click “Sign In” which is displayed in the top right-hand corner.



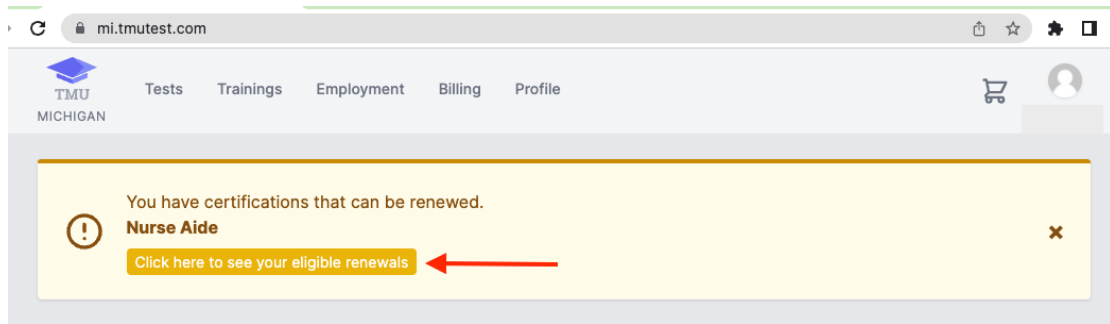
Now you will click on the “Forgot Your Password” at the bottom.



This will allow you to send yourself a password reset link. After it sends you will be able to create a new password via your **Email** or **Other Information** (see below). Normally the title is “TMU Password Reset”.



Once you get signed in, there should be a message stating “You have certifications that can be renewed”. This will bring you to another page that says “Click here to see your eligible renewals” If this does not show, click the “employment” button at the top of the page, it will take you to the same page.



This will bring you to the Renewal Letters page which informs you that your Nurse Aide Certification will expire on XX/XX/XXXX, Click on “Click here to submit Employment Renewal”



You will now search for your employer in a list, or type in the name into the text field and enter the required **start date, hours worked**, upload **documentation as proof of hours worked** and **credit card information** as seen below:

A screenshot of a web form for certification renewal. At the top, a blue box says 'Renewal Fee Please pay \$20.00 to continue with certification renewal.' The form has several sections: 1. 'CERTIFICATION *' with a dropdown set to 'Certified Nurse Aide' and 'EMPLOYER *' with a dropdown 'Select Employer'. 2. 'EMPLOYER NAME' with a text input field and a note: '* If your Employer does not exist please enter below'. 3. 'START *' and 'END' date pickers. 4. 'HOURS WORKED *' text input. 5. 'UPLOAD DOCUMENTS *' section with a 'Choose File' button (showing 'No file chosen') and an 'Add File' button. 6. A disclaimer: 'By clicking create you are attesting that you have worked as a CNA at least 8 hours during the last certification period at the facility listed above.' 7. 'CARDHOLDER NAME *' and 'CARD NUMBER *' text inputs. 8. 'EXP MONTH *' (dropdown), 'EXP YEAR *' (dropdown), and 'SECURITY CODE *' text input. 9. 'CARDHOLDER ADDRESS *' text input. 10. 'CITY *', 'STATE *' (dropdown), and 'ZIP CODE *' text inputs. At the bottom, a note says 'Your credit card will be charged \$20.00. The renewal fee is non-refundable.' and a blue 'Pay Now' button.

After you Click “Pay Now” your certification will be renewed.

Let us know if there is anything else we can help you with. We can be reached Monday-Friday 8am-8pm EST at (888)401-0462.